



Falcon Records By Seasons



Year	Overall Record	WIAC Record	Coach	1941	2-3-2	1-2-1	Emmett Lowery
2003	2-7-0	2-5-0	John O'Grady	1940	4-3-0	3-2-0	Emmett Lowery
2002	3-7-0	2-5-0	John O'Grady	1939	3-4-0	2-3-0	Emmett Lowery
2001	4-5-0	4-3-0	John O'Grady	1938	6-1-0	4-0-0	Emmett Lowery
2000	6-4-0	5-2-0	John O'Grady	1937	4-2-2	1-2-2	Emmett Lowery
1999	6-4-0	5-2-0	John O'Grady	1936	5-3-0	2-2-1	Emmett Lowery
1998	7-3-0	5-2-0	John O'Grady	1935	5-3-0	2-1-1	Osborn Cowles
1997	5-5-0	3-4-0	John O'Grady	1934	5-3-0	3-1-0	Osborn Cowles
1996	9-1-0	6-1-0	John O'Grady	1933	4-1-1	2-1-1	Osborn Cowles
1995	8-2-0	6-1-0	John O'Grady	1932	5-1-0	3-1-0	Carl Klandrud
1994	7-3-0	5-2-0	John O'Grady	1931	3-4-1	3-1-0	Carl Klandrud
1993	6-4-0	3-4-0	John O'Grady	1930	5-1-0	3-1-0	Carl Klandrud
1992	6-2-1	4-2-1	John O'Grady	1929	4-2-0	3-2-0	Carl Klandrud
1991	4-5-1	2-5-1	John O'Grady	1928	5-1-1	2-1-1	B.L. Stanely, Marshall Diebold
1990	5-4-1	3-4-1	John O'Grady	1927	5-1-1	3-1-1	Ted Cox
1989	7-3-0	6-2-0	John O'Grady	1926	6-0-0	4-0-0	Ted Cox
1988	7-3-0	6-2-0	Mike Farley	1925	5-1-1	4-0-0	Otto Eggebrecht
1987	7-3-0	5-3-0	Mike Farley	1924	7-0-0	4-0-0	Otto Eggebrecht
1986	8-2-0	7-1-0	Mike Farley	1923	3-2-0	3-1-0	Herman Hayward
1985	8-1-1	6-1-1	Mike Farley	1922	3-3-1	2-2-1	Anderson
1984	8-2-0	7-1-0	Mike Farley	1921	3-4-1	1-3-1	Herman Hayward
1983	8-2-0	6-2-0	Mike Farley	1920	3-1-3	2-1-1	Burt Swenson
1982	7-2-1	6-2-0	Mike Farley	1919	5-3-1	2-1-1	Burt Swenson
1981	5-5-0	3-5-0	Mike Farley	1918	1-2-0	-	Burt Swenson
1980	8-2-0	6-2-0	Mike Farley	1917	5-2-0	3-1-0	Burt Swenson
1979	8-2-0	7-1-0	Mike Farley	1916	6-1-1	5-0-0	Burt Swenson
1978	4-6-0	3-5-0	Mike Farley	1915	6-1-1	5-0-0	Burt Swenson
1977	4-6-0	3-5-0	Mike Farley	1914	7-1-0	4-1-0	Burt Swenson
1976	7-3-0	6-2-0	Mike Farley	1913	1-3-1	0-3-0	Burt Swenson
1975	8-2-0	7-1-0	Mike Farley	1912	4-1-1		Burt Swenson
1974	7-3-0	5-3-0	Mike Farley	1911	6-2-1		E. W. Castle
1973	4-5-1	2-5-1	Mike Farley	1910	2-1-0		Unknown
1972	4-6-0	4-4-0	Mike Farley	1909	1-2-0		J. H. Ames
1971	3-7-0	2-6-0	Mike Farley	1908	no football		
1970	1-8-0	0-8-0	Mike Farley	1907	no football		
1969	2-8-0	1-7-0	Gwynn Christensen	1906	no football		
1968	3-6-1	2-5-1	Gwynn Christensen	1905	no football		
1967	2-7-0	2-6-0	Gwynn Christensen	1904	no football		
1966	6-2-1	6-1-1	Gwynn Christensen	1903	no football		
1965	4-3-2	4-2-1	Gwynn Christensen	1902	no football		
1964	5-3-0	4-3-0	Gwynn Christensen	1901	2-0-0		Unknown
1963	4-3-2	2-3-1	Gwynn Christensen	1900	1-3-0		Unknown
1962	3-5-1	2-4-0	Gwynn Christensen	1899	5-2-1		Warren Knowles
1961	5-4-0	4-2-0	Gwynn Christensen	1898	1-1-1		Unknown
1960	2-6-1	1-4-1	Fran Polsfoot	1897	0-1-0		Unknown
1959	2-6-1	2-4-1	Fran Polsfoot	1896	3-0-0		Unknown
1958	7-2-0	6-1-0	Fran Polsfoot	1895	2-0-0		Unknown
1957	6-2-0	4-1-0	Fran Polsfoot				
1956	6-2-0	4-1-0	Phil Belfiori				
1955	7-1-0	4-1-0	Phil Belfiori				
1954	6-2-0	3-2-0	Phil Belfiori				
1953	5-2-0	3-1-0	Phil Belfiori				
1952	5-2-1	2-2-1	Phil Belfiori				
1951	3-2-3	1-2-3	George Schlaugenhauf				
1950	3-3-2	2-3-1	George Schlaugenhauf				
1949	1-6-1	1-4-1	George Schlaugenhauf				
1948	4-4-0	4-2-0	George Schlaugenhauf				
1947	7-1-0	5-0-0	George Schlaugenhauf				
1946	4-2-2	2-1-1	Gerald Manion				
1945	3-3-0	-	Gerald Manion				
1944	2-2-0	-	Gerald Manion				
1943	4-0-0	-	Gerald Manion				
1942	2-4-0	2-2-0	Gerald Manion				



George Schlaugenhauf



Phil Belfiori



Mike Farley





Falcon Team Statistics in WIAC Play



Year	RO	PO	TO	RD	PD	TD	Record	Place	TP	OP
2003	319 (1)	50 (8)	368 (6)	164 (6)	267 (7)	431 (6)	2-5	6th	223	305
2002	234 (1)	47 (8)	282 (8)	171 (7)	204 (6)	374 (6)	2-5	6th	174	253
2001	271 (1)	51 (8)	322 (7)	98 (3)	264 (8)	362 (6)	4-3	3rd	204	240
2000	403 (1)	66 (8)	469 (1)	106 (2)	205 (7)	311 (2)	5-2	3rd	270	183
1999	335 (1)	45 (8)	380 (1)	92 (1)	191 (6)	283 (1)	5-2	3rd	211	125
1998	397 (1)	39 (8)	436 (4)	137 (2)	226 (8)	363 (2)	5-2	T1st	245	189
1997	370 (1)	55 (8)	425 (4)	177 (4)	314 (8)	491 (7)	3-4	T5th	220	274
1996	325 (1)	67 (8)	393 (3)	120 (3)	156 (3)	276 (2)	6-1	2nd	236	125
1995	336 (1)	56 (8)	392 (2)	126 (2)	175 (8)	302 (2)	6-1-0	2nd	212	79
1994	316 (1)	73 (8)	389 (3)	183 (5)	168 (7)	351 (5)	5-2-0	3rd	195	133
1993	263 (1)	118 (8)	381 (3)	136 (2)	194 (6)	330 (4)	3-4-0	4th	171	179
1992	322 (1)	63 (7)	386 (2)	74 (1)	164 (7)	238 (1)	4-2-1	3rd	227	85
1991	206 (1)	58 (9)	264 (9)	140 (6)	178 (7)	319 (5)	2-5-1	7th	146	169
1990	353 (1)	31 (9)	383 (1)	119 (2)	241 (9)	365 (7)	3-4-1	T5th	230	199
1989	399 (1)	57 (9)	456 (2)	92 (1)	266 (7)	358 (4)	6-2	3rd	293	152
1988	380 (1)	30 (9)	410 (5)	121 (2)	283 (9)	404 (7)	6-2	T2nd	221	177
1987	294 (1)	63 (9)	357 (7)	209 (6)	210 (5)	410 (5)	6-2	T1st	225	221
1986	355 (1)	50 (9)	405 (1)	161 (3)	169 (8)	330 (7)	7-1	T1st	223	126
1985	302 (1)	59 (8)	361 (2)	106 (2)	204 (9)	310 (7)	7-1	1st	241	137
1984	256 (1)	74 (8)	330 (4)	99 (2)	174 (8)	272 (3)	7-1	T1st	207	84
1983	279 (1)	21 (9)	300 (3)	64 (2)	212 (9)	276 (5)	6-2	T3rd	185	106
1982	213 (1)	46 (9)	259 (7)	109 (2)	181 (9)	290 (5)	6-2	T2nd	127	129
1981	240 (1)	32 (9)	271 (8)	152 (5)	191 (9)	343 (7)	3-5	T7th	104	105
1980	261 (1)	67 (8)	328 (3)	139 (4)	181 (9)	320 (6)	6-2	T1st	175	113
1979	284 (1)	37 (9)	321 (4)	162 (6)	140 (5)	301 (6)	7-1	1st	219	77
1978	265 (1)	44 (9)	308 (4)	186 (7)	144 (8)	309 (7)	3-5	6th	126	149
1977	291 (1)	82 (8)	363 (2)	143 (5)	160 (9)	303 (8)	3-5	7th	216	125
1976	342 (1)	53 (9)	395 (1)	146 (4)	168 (9)	314 (6)	7-1	T1st	246	150
1975	298 (1)	14 (9)	312 (3)	77 (3)	196 (9)	272 (6)	7-1	T1st	190	60
1974	257 (1)	38 (9)	295 (4)	146 (4)	140 (6)	286 (4)	5-3	4th	155	114
1973	176 (2)	58 (9)	234 (9)	175 (7)	111 (2)	285 (6)	3-4-1	6th	75	91
1972	200 (2)	49 (9)	250 (4)	183 (7)	114 (4)	295 (6)	4-4	5th	108	117
1971	136 (5)	74 (8)	210 (6)	193 (9)	104 (4)	297 (7)	2-6	7th	74	141
1970	107 (7)	133(2)	241 (5)	237 (9)	150 (8)	394 (9)	0-8	9th	102	284
1969	68 (9)	161(3)	229 (7)	236 (9)	129 (4)	365 (9)	1-7	9th	114	217
1968	90 (8)	151(3)	241 (7)	216 (8)	123 (4)	339 (8)	2-5-1	T6th	110	148
1967	129 (4)	92 (9)	221 (8)	175 (9)	124 (3)	306 (8)	2-6	T7th	86	179

RO=Rushing Offense, PO=Passing Offense, TO= Total Offense, RD= Rushing Defense, PD=Passing Defense, TD=Total Defense, TP=Total Points, OP=Opponent Points, Rec=Season Record, Place=Season Finish (WIAC). Number in paranthesis is where UWRF placed among WIAC schools.





Falcon Statistical Leaders



Rushing (Att-Yards)

1975 Jasper Freeman, 83-655
 1976 Tom Bichanich, 151-687
 1977 Matt Meade, 106-592
 1978 Dale Mueller, 246-1,161
 1979 Charlie Reed, 175-862
 1980 Dale Mueller, 123-700
 1981 Jon Ireland, 105-463
 1982 Dave Bednarek, 135-555
 1983 Dave Bednarek, 174-898
 1984 Greg Corning, 96-624
 1985 Greg Corning, 171-957
 1986 Mark Cota, 227-1,279
 1987 Greg Corning, 217-1,058
 1988 Chris Krueger, 229-1,102
 1989 Chris Krueger, 245-1,023
 1990 Chris Krueger, 219-1,074
 1991 Shane Williams, 240-1,072
 1992 Kyle Scholz, 134-639
 1993 Kyle Scholz, 187-1,007
 1994 Chris Guenterberg, 216-1,043
 1995 Adam Kowles, 145-1,195
 1996 Pat Simones, 188-909
 1997 Randy Johnson, 168-1,060
 1998 Randy Johnson, 160-905
 1999 Cory Mueller, 159-690
 2000 Rob Ohman, 147-966
 2001 Taylor Hall, 113-748
 2002 John Peterlik, 188-1,114
 2003 Owen Schmitt, 193-1,063

Passing (Att-Com-Yards)

1975 Tom Bichanich, 40-12-192
 1976 Tom Bichanich, 49-23-395
 1977 Tom Bichanich, 66-30-672
 1978 Dale Mueller, 38-16-369
 1979 Jim Abbs, 25-13-245
 1980 Jim Abbs, 40-28-538
 1981 Jim Abbs, 30-8-181
 1982 Clark Luessman, 33-15-249
 1983 Mike Farley, 18-6-97
 1984 Mike Farley, 40-16-349
 1985 Clark Luessman, 58-21-432
 1986 Mark Cota, 52-23-488
 1987 Mark Cota, 69-36-505
 1988 Jeff Saueressig, 29-10-147
 1989 Jeff Saueressig, 47-23-376
 1990 Chad Johnson, 13-26-204
 1991 Tom Hepburn, 66-23-467
 1992 Eric Pearson, 60-21-380
 1993 Jason Weinzierl, 45-15-385
 1994 Adam Kowles, 55-24-660
 1995 Adam Kowles, 35-18-331
 1996 Pat Simones, 72-34-625
 1997 Randy Johnson, 76-24-466
 1998 Randy Johnson, 49-21-420
 1999 Cory Mueller, 54-14-233
 2000 Cory Mueller, 66-32-627
 2001 Dustin Vogelgesang 55-17-430

2002 Dustin Vogelgesang, 57-19-353
 2003 Troy Foss, 49-19-223

Scoring (Points)

1975 Jasper Freeman, 62
 1976 Jasper Freeman, 78
 1977 Tom Bichanich, 50
 1978 Dale Mueller, 78
 1979 Dale Mueller, 84
 1980 Dale Mueller, 76
 1981 Jim Abbs, 44
 1982 Quinn Villari, 42
 1983 Mike Farley, 72
 1984 Mike Farley, 85
 1985 Greg Corning, 90
 1986 Mark Cota, 96
 1987 Greg Corning, 102
 1988 Andy Feil, 48
 1989 Chris Krueger, 90
 1990 Chris Krueger, 60
 1991 Shane Williams, 72
 1992 Scott McGlothlin, 84
 1993 Adam Kowles, 62
 1994 Adam Kowles, 66
 1995 Adam Kowles, 80
 1996 Pat Simones, 86
 1997 Randy Johnson, 66
 1998 Randy Johnson, 76
 1999 Scott Kusilek, 48
 2000 Mark Shepherdsen, 72
 2001 Dustin Vogelgesang, 48
 2002 John Peterlik, 72
 2003 John Peterlik, 86


Punt Returns (No-Yards-Ave)

1975 Mike Younggren, 19-185-19.6
 1976 Mike Younggren, 20-66-3.3
 1977 Dale Mueller, 13-87-6.7
 1978 Phil English, 11-111-10.1
 1979 Tom Stapleton, 28-171-9.6
 1980 Ron Brenner, 9-66-7.2
 1981 Ron Brenner, 40-344-8.6
 1982 Quinn Villari, 17-160-9.4
 1983 Ron Brenner, 23-267-11.6
 1984 Tom Smith, 18-103-5.7
 1985 Ellis Wangelin, 37-264-7.1
 1986 Phil Gribble, 14-141-10.0
 1987 Phil Gribble, 19-89-4.6
 1988 Rich Cota, 11-52-4.7
 1989 Tom Hepburn, 12-46-3.8
 1990 Eddie Simes, 11-74-6.7
 1991 Tom Hepburn, 10-50-5.0
 1992 Scott McGlothlin, 24-222-9.3
 1993 Travis Nordrum, 13-129-9.9
 1994 Kris Esteb, 5-51-14.2
 1995 Randy Johnson, 9-66-7.3
 1996 Ben Kolstad, 6-86-14.3
 1997 Ben Kolstad, 15-138-9.2
 1998 Ben Kolstad, 20-192-9.6

1999 Ben Kosltad, 28-221-7.9
 2000 Dustin Vogelgesang, 9-35-3.9
 2001 Aaron Greisen, 15-74-4.9
 2002 Roman Johnson, 21-146-7.0
 2003 Roman Johnson, 14-94-6.7

Kick Off Returns (No-Yards-Ave)

1975 Adam Brewton, 3-59-19.6
 1976 Tom Stapleton, 7-215-30.7
 1977 Tom Stapleton, 15-315-21.0
 1978 Tom Stapleton, 16-316-19.8
 1979 Tom Stapleton, 9-140-15.5
 1980 Ron Brenner, 7-149-21.2
 1981 Doug Derginer, 7-137-19.5
 1982 Tom Smith, 6-126-21.0
 1983 Dan Kahlow, 11-285-25.9
 1984 Tom Smith, 6-126-21.0
 1985 Dan Kahlow, 11-285-25.9
 1986 Joel Marvin, 9-208-23.1
 1987 Greg Corning, 19-449-23.6
 1988 Troy Story, 15-305-20.3
 1989 Tom Hepburn, 16-305-19.1
 1990 Scott McGlothlin, 20-384-19.2
 1991 Scott McGlothlin, 10-243-24.3
 1992 Scott McGlothlin, 12-246-20.5
 1993 Craig Boen, 15-181-12.1
 1994 Jamie Steffel, 10-186-18.6
 1995 Craig Boen, 18-447-24.8
 1996 Craig Boen, 8-179-22.4
 1997 Ben Kolstad, 35-673-19.2
 1998 Michael Grant, 17-484-28.5
 1999 Michael Grant, 7-157-22.4
 2000 Ramar Edwards, 12-268-22.3
 2001 John Peterlik, 15, 351, 23.4
 2002 Roman Johnson, 24-422-17.6
 2003 John Peterlik, 22-541-24.6



Adam Kowles





Tackles (ST-AT-TT)

1976 Phil Bergstrom, 34-55-89
1977 Eddie King, 52-42-94
1978 Mike McMartin, 41-72-113
1979 Mike McMartin, 44-83-127
1980 Scott Lueders, 31-58-89
1981 Roland Hall, 48-42-130
1982 Roland Hall, 42-74-116
1983 Mike McCoy, 52-78-130
1984 Steve Frantl, 66-88-156
1985 Steve Frantl, 65-74-139
1986 Dave Knoke, 55-64-119
1987 Phil Gribble, 70-49-119
1988 Mike Olson, 39-33-72
1989 Mike Olson, 46-39-85
1990 Arlin Frank, 35-63-98
1991 Steve Walker, 57-104-161
1992 Steve Walker, 52-59-107
1993 Steve Walker, 48-61-109
1994 Ryan Sinn, 37-52-89
1995 Brian Vensland, 39-53-92
1996 Mark Madigan, 28-54-82
1997 Matt Norstad, 44-35-79
1998 Brian Katlack, 51-35-86
1999 Brian Katlack, 46-26-72
2000 Jed Kennedy, 29-35-64
2001 Luke Miska, 35-42-77
2002 Luke Miska, 48-33-81
2003 Kyle Hoegh, 36-30-66

Sacks (No-Yards)

1977 Tom Swanson, 5
1978 Greg Steele, 8
1979 Rick Fuhrman, 5
1980 Rick Fuhrman, 5
1981 Roland Hall, 3.5
1982 Tom Drager, 10.3
1983 Kent Gray, 9.3
1984 Bruce Rivard, 10.5
1985 Kent Gray, 12.5
1986 Bruce Rivard, 6
1987 Joe Moore, 1.5-5
1988 Jeff Regenold, 3-24
1989 Arlin Frank, 5-27
1990 Eric Elmhorst, 10-55
1991 Jamie Jankowski, 2-21
1992 Kevin Klefstad, 9-54
1993 Steve Walker, 3.5-23
1994 Woody Fangmeier, 6-51
1995 Woody Fangmeier, 12-62
1996 Woody Fangmeier, 10-53
1997 Matt Norstead, 7-44
1998 Nick Bashman, 6-33, Joe Green, 6-29
1999 Jeremy Larson, 9-50
2000 Nick Basham, 6-33
2001 Nick Basham, 11.5-56
2002 Jeff Horton, 11-53
2003 Jeff Horton, 5-22

Punting (No-Yards-Ave)

1975 Mark Cieslewicz, 64-2,482-38.7
1976 Kevin Herum, 45-1,489-33.0
1977 Kevin Herum, 59-2,111-35.7
1978 Bryan Mullendore, 56-1,931-34.4
1979 Mike Waldo, 76-2,714-35.7
1980 Bryan Mullendore, 29-970-33.4
1981 Mike Farley, 54-1,862-34.4
1982 Mike Farley, 52-1,987-38.2
1983 Mike Farley, 57-2,050-35.9
1984 Mike Farley, 55-1,912-34.7
1985 John Carr, 56-1,916-34.2
1986 Tom Baxter, 39-1,255-32.1
1987 Tom Baxter, 45-1,4860-33.0
1988 Terry Shore, 40-1,289-32.2
1989 Chris O' Brian, 49-1,533-31.3
1990 Chris O' Brian, 48-1,490-31.0
1991 Chris O' Brian, 67-2,306-34.4
1992 Guy Osterfeld, 44-1,439-32.7
1993 Guy Osterfeld, 55-1,747-31.8
1994 Jesse Enger, 39-1,373-35.2
1995 John Sielaff, 32-1,217-38.0
1996 Jesse Enger, 44-1,477-33.6
1997 Jesse Enger, 53-1,961-37.0
1998 Richard Timm, 32-1,075-33.6
1999 Richard Timm, 51-1,654-32.4
2000 Scott Kusilek, 51-1866-36.6
2001 Adam Bergdahl, 39-1310-33.6
2002 Adam Bergdahl, 69-2476-35.9
2003 Adam Bergdahl, 36-1304-36.2


Pass Receiving (No-Yards)

1975 Rich Lightsey, 8-161
1976 Rich Lightsey, 19-320
1977 Rich Lightsey, 22-454
1978 Bryan Mullendore, 7-166
1979 John Hoch, 8-188
1980 Bryan Mullendore, 18-504
1981 Ernie Kolumbus, 4-96
1982 Tom Smith, 9-202
1983 Tom Smith, 9-152
1984 Tom Smith, 20-493
1985 Tom Smith, 11-213
1986 Joel Marvin, 9-197
1987 Troy Story, 13-184
1988 Troy Story, 9-182
1989 Tom Hepburn, 15-275
1990 Tom Hepburn, 6-74
1991 Jeff Storey, 6-113
1992 Tom Hepburn, 20-276
1993 Travis Nordrum, 17-374
1994 Craig Boen, 13-408
1995 Craig Boen, 23-400
1996 Craig Boen, 16-375
1997 Geon Hollingsworth, 10-251
1998 Matt Kleinbrook, 7-156
1999 Scott Kusilek, 10-206
2000 Scott Kusilek, 17-313
2001 Scott Kusilek, 8-136

2002 John Peterlik, 11-166
2003 John Peterlik, 9-144

Fumble Recoveries

1977 Mike McCray, 2, Lukas, 2, Donnie Brinson, 2
1978 Mike McMartin, 3
1979 Phil English, 2, Bill Sherman, 2, Steve Nies, 2, Bob Meyer, 2
1980 Roland Hall, 4
1981 Rick Bednarek, 4
1982 Tom Metsa, 3
1983 Chip Kintopf, 4
1984 Ellis Wangelin, 3, Don Stark, 3
1985 Randy Meyer, 3
1986 Bruce Rivard, 3
1987 Dave Knoke, 2, Pat Murphy, 2
1988 Rich Cota, 1, Dave Hopkins, 1, Steve Kracht, 1
1989 7 with one each
1990 Eric Elmhorst, 4
1991 Shawn Skelton, 3
1992 Ryan Sinn, 2, Glenn Simes, 2
1993 Steve Walker, 2, Ryan Sinn, 2, Eddie Simes, 2
1994 Eddie Simes, 2, Woody Fangmeier, 2
1995 Ryan Sinn, 3
1996 Kevin Mitties, 4
1997 Matt Roerig, 2
1998 Four each had one
1999 Ben Kolstad, 3
2000 Luke Miska, 3
2001 Nick Basham 2, Jeremy Larson 2
2002 Roman Johnson 1, Neil Mantor 1, Jeff Cassellius 1, Lewis Parish 1
2003 Kyle Hoegh, 2



Steve Walker





Field Goals (Made-Att)

1976 Dave Nerdahl, 2
1977 Jim Fisher, 2-4
1978 Greg Calhoun, 3-5
1979 Mike Waldo, 2-3
1980 Mike Waldo, 4-10
1981 Kirk Iverson, 6-13
1982 Mike Farley, 4-10
1983 Mike Farley, 10-17
1984 Mike Farley, 6-16
1985 Tim Fellenz, 3-6
1986 Andy Feil, 5-10
1987 Andy Feil, 3-6
1988 Andy Feil, 6-9
1989 Andy Feil, 3-9
1990 Sam Dummer, 5-12
1991 Sam Dummer, 3-8
1992 Sam Dummer, 4-9
1993 Sam Dummer, 4-4
1994 Travis Krauklis, 5-10
1995 Jesse Egner, 6-10
1996 Travis Krauklis, 5-5
1997 Jesse Egner, 8-9
1998 Dan Toninato, 3-9
1999 Dan Toninato, 7-10
2000 Dan Toninato, 5-8
2001 Adam Bergdahl, 5-12
2003 Adam Bergdahl, 2-8
2004 Adam Bergdahl, 3-7

Extra Points (Made-Att)

1976 Dave Nerdahl, 12
1977 Jim Fisher, 24-30
1978 Greg Calhoun, 17-17
1979 Mike Waldo, 28-32
1980 Mike Waldo, 20-23
1981 Kirk Iverson, 8-11
1982 Rene Hernandez, 10-12
1983 Mike Farley, 18-21
1984 Mike Farley, 31-34
1985 Tim Fellenz, 37-45
1986 Andy Feil, 34-36
1987 Andy Feil, 34-35
1988 Andy Feil, 31-32
1989 Andy Feil, 39-43
1990 Sam Dummer, 35-38
1991 Sam Dummer, 16-21
1992 Sam Dummer, 29-32
1993 Sam Dummer, 25-27
1994 Travis Krauklis, 37-38
1995 Jesse Egner, 25-27
1996 Travis Krauklis, 38-40
1997 Jesse Egner, 29-34
1998 Dan Toninato, 17-22
1999 Dan Toninato, 15-16
2000 Dan Toninato, 35-43
2001 Adam Bergdahl, 17-20
2002 Adam Bergdahl, 18-23
2004 Adam Bergdahl, 24-25

Interceptions (No-Yards)

1975 Mike Will, 15-193
1976 Mike Younggren, 6-100
1977 Steve Lyons, 7-62
1978 Bob Meyer, 3-39
1979 Bob Meyer, 8-35
1980 Steve Olson, 4-15
1981 Dennis Herum, 5-31
1982 Todd Strain, 7-9
1983 Ron Brenner, 5-48
1984 Dennis Hurum, 7-46
1985 Ellis Wangelin, 6-43
1986 Roy Gruel, 3-15
1987 Roy Gruel, 6-13
1988 Roy Gruel, 6-88
1989 Roy Gruel, 4-33
1990 Mike Cross, 3-10, Eddie Simes, 3-20, John Golden, 3-31
1991 Mark Hauri, 3-39
1992 Kurt Knuth, 5-48
1993 Kris Esteb, 4-17
1994 Kevin Mitties, 2-29, Kurt Knuth, 2-12, Kris Esteb, 2-38
1995 Kris Esteb, 4-64, Kevin Mitties, 4-28
1996 Kevin Mitties, 2-32, Kris Esteb, 2-17, Tim Sukalski, 2-9
1997 Broc Threinen, 2-57
1998 Tim Sukalski, 4-41
1999 Tim Sukalski, 5-16
2000 Toby Tyler, 4-1
2001 Matt Palas, 6-124
2002 Roman Johnson, 4-43
2003 Seven tied with 1 each

Pass Break Ups

1982 Roland Hall, 8
1983 Rick Bednarek, 5, Ellis Wangelin, 5
1984 Ellis Wangelin, 8
1985 Ellis Wangelin, 7
1986 Roy Gruel, 3
1987 Phil Gribble, 9
1988 Roy Gruel, 6
1989 Roy Gruel, 11
1990 Eddie Simes, 5
1991 Jeremy Bigelow, 7
1992 Shannon Humbert, 5, Kurt Knuth, 5
1993 Kurt Knuth, 6, Kris Esteb
1994 Kurt Knuth, 7
1995 Kevin Mitties, 7
1996 Kevin Mitties, 7
1997 Jason Kenesie, 7, Tim Sukalski, 7
1998 Tim Sukalski, 10
1999 Brian Katlack, 8
2000 Matt Palas, Tony Tyler, Jake Norby, 3
2001 Matt Palas, 9
2002 Roman Johnson 4, Jake Norby 4
2003 Kyle Hoegh 4, Roman Johnson 4

Total Offense (Plays-Rushing Yards-Pass Yards-Total Yards)

1976 Tom Bichanich, 200-678-375-1,053
1977 Tom Bichanich, 192-217-672-889
1978 Dale Mueller, 284-1,161-369-1,530
1979 Jim Abbs, 151-358-245-603
1980 Jim Abbs, 175-580-538-1,118
1981 Jim Abbs, 171-320-181-501
1982 Clark Luessman, 146-396-249-645
1983 Mike Farley, 114-251-97-348
1984 Mike Farley, 128-336-349-685
1985 Clark Lusseman, 198-674-432-1,106
1986 Mark Cota, 279-1,279-488-1767
1987 Mark Cota, 282-849-505-1354
1988 Jeff Saueressig, 260-1,050-147-1,197
1989 Jeff Saueressig, 235-868-376-1,244
1990 Chad Johnson, 152-506-204-710
1991 Shane Williams, 240-1,072-0-1,072
1992 Adam Knowles, 103-471-242-713, Eric Pearson, 147-333-380-713
1993 Kyle Scholz, 187-1,007-0-1,007
1994 Adam Kowles, 217-1,005-660-1,665
1995 Adam Kowles, 163-1,195-331-1526
1996 Pat Simones, 260-909-625-1,534
1997 Randy Johnson, 244-1,060-466-1,526
1998 Randy Johnson, 209-905-420-1,325
1999 Cory Mueller, 213-690-233-923
2000 Cory Mueller, 195-659-627-1,286
2001 Dustin Vogelgesang, 198-479-430-909
2002 John Peterlik, 190-1,114-25-1,139
2003 Owen Schmitt, 193-1,063-0-1,063



Sam Dummer





Most Valuable Player

Paul Perrin Award


- 1963 Gary Burke (LB)
- 1964 Ted Ragatz (HB)
- 1965 Jim Baier (HB)
- 1966 Jim Baier (HB)
- 1967 Dick Sievert (T)
- 1968 Brian Kreibach (DB)
- 1969 Brian Kreibach (DB)
- 1970 Joe Rozak (E)
- 1971 Daryl Herrick (DB)
- 1972 Daryl Herrick (DB)
- 1973 Mike McDaniels (LB)
- 1974 Chuck Vobora (DT)
- 1975 Mike Will (DB)
- 1976 Jasper Freeman (HB)
- 1977 Tom Swanson (DT)
- 1978 Dale Mueller (QB)
- 1979 Tom Stapleton (HB)
- 1980 Gene Meyer (OT)
- 1981 Roland Hall (LB)
- 1982 Roland Hall (LB)
- 1983 Dave Bednarek (FB)
- 1984 Mike Farley (QB)
- 1985 Steve Frantl (LB)
- 1986 Mark Cota (QB)
- 1987 Greg Corning (FB)
- 1988 Jeff Saueressig (QB)
- 1989 Jeff Saueressig (QB)
- 1990 Chris Krueger (FB)
- 1991 Shane Williams (FB)
- 1992 Scott McGlothlin (HB)
- 1993 Steve Walker (LB)
- 1994 Adam Kowles (QB)
- 1995 Adam Kowles (QB)
- 1996 Seniors
- 1997 None Selected
- 1998 Randy Johnson (QB)
- 1999 Ben Kolstad (LB)
- 2000 Cory Mueller (QB)
- 2001 Taylor Hall (HB)
- 2002 John Peterlik (HB)
- 2003 John Peterlik (HB)

Defensive Player of the Year

- 1963 Gary Burke (LB)
- 1964 Mike Brandstatter (T)
- 1965 Joe Jilek (LB)
- 1966 Joe Jilek (LB)
- 1967 Tom Carroll (LB)
- 1968 Tom Carroll (LB)
- 1969 Dale Stephenson (LB)
- 1970 Dale Stephenson (LB)
- 1971 Al Waschke (T)
- 1972 Dale Stephenson (LB)
- 1973 Mike McDaniels (LB)
- 1974 Barry Ritscher (DB)
- 1975 Terry Franklin (NG)
- 1976 Mike Younggren (DB)
- 1977 Eddie King (LB)
- 1978 Mike McMartin (LB)
- 1979 Pat Cunningham (E)
- 1980 Scott Lueders (LB)
- 1981 Roland Hall (LB)
- 1982 Roland Hall (LB)
- 1983 Mike McCoy (LB)
- 1984 Steve Frantl (LB)
- 1985 Steve Frantl (LB)
- 1986 Kent Gray (NG)
- 1987 Phil Gribble (DB)
- 1988 Arlin Frank (E), Roy Gruel (DB)
- 1989 Roy Gruel (DB)
- 1990 Eric Elmhorst (T)
- 1991 Joe Kelly (LB)
- 1992 Kevin Klefstad (LB)
- 1993 Steve Walker (LB)
- 1994 Eddie Simes (DB)
- 1995 Woody Fangmeier (T)
- 1996 Woody Fangmeier (T)
- 1997 Damon Clare (T)
- 1998 Joe Green (E)
- 1999 Joe Green (E)
- 2000 Brian Katlack (FS)
- 2001 Nick Basham (E)
- 2002 Luke Miska (DB)
- 2003 Nic Rue (DT)

Offensive Player of the Year

- 1965 Jim Baier (HB)
- 1966 Jim Baier (HB)
- 1967 Dick Sievert (T)
- 1968 Tim DeLawyer (E)
- 1969 Joe Rozak (E)
- 1970 John O'Neill (FB)
- 1971 Doug Vezina (T)
- 1972 Jim Lohman (HB)
- 1973 Paul Cudd (T)
- 1974 Paul Cudd (T)
- 1975 Tom Bichanich (QB)
- 1976 Jasper Freeman (HB)
- 1977 Kevin Herum (QB)
- 1978 Dale Mueller (QB)
- 1979 Tom Stapleton (HB)
- 1980 Dale Mueller (HB)
- 1981 Jim Abbs (QB)
- 1982 Dave Bednarek (FB)
- 1983 Dave Bednarek (FB)
- 1984 Matt Renn (C)
- 1985 Clark Luessman (QB)
- 1986 Greg Corning (FB)
- 1987 Greg Corning (FB)
- 1988 Jeff Saueressig (QB)
- 1989 Jeff Saueressig (QB)
- 1990 Chris Krueger (FB)
- 1991 Shane Williams (FB)
- 1992 Scott McGlothlin (HB)
- 1993 Kyle Scholz (FB)
- 1994 Adam Kowles (QB)
- 1995 Adam Kowles (QB)
- 1996 Pat Simones (QB)
- 1997 Randy Johnson (QB)
- 1998 Randy Johnson (QB)
- 1999 Mark Shepherdson (HB)
- 2000 Cory Mueller (QB), Mark Shepherdson (HB)
- 2001 Taylor Hall (HB)
- 2002 John Peterlik (HB)
- 2003 John Peterlik (HB)




Greg Corning



Jim Baier




Joe Green



Mike Will



Randy Johnson



Nick Basham





Falcon All-WIAC Selections



- 1921**
Ed Murphy
- 1923**
Ernie Ziebell, QB
- 1927**
Wendell Claflin, FB
- 1929**
Clarence Alfonse, FB
- 1930**
Robert Sutherland, QB, Ray Helixon, E, Oral Claflin, T
- 1931**
Irving Gerhardt, T
- 1933**
Laurin McChesney, E, Linus Maack, G, Charles Dawson, QB
- 1934**
Charles Dawson, QB, Preston Lampson, E, Berger Kolberg, T, Floyd Krause, G
- 1935**
Floyd Krause, G, Stuart Larson, C, Thomas Rendler, FB, Merton Wulf, E
- 1936**
Merton Wulf, E, Thomas Rendler, FB
- 1937**
Thomas Rendler, FB, Don Staley, T, Merton Mulf, E, Leon Larson, E
- 1938**
Harold Blank, FB, Con Gille, G, Stuart Larson, C, Leon Larson, E, Lawrence Selvig, T
- 1940**
Fred Dubbe, T, Berton Boettcher, QB
- 1941**
Damon Schulenberg
- 1947**
Willilam Vanderhoof, E, Lyle Levenick, T, Ernest Glauner, T, Gordon Schnock, QB, Claire Tobias, B, Arnold Feiler, B
- 1948**
Butch McCradle, G, Gordon Schnick, QB, Bob Wilson, C
- 1950**
Dick Alexander
- 1953**
Claire Murphy, Reg Hanson, Bob Margotta
- 1954**
John Steffen, HB, Bill Kraft, Bob Margotta, Ron Wunrow, C
- 1955**
Bob Koplín, C, Ron Wunrow, C, John Steffen, HB
- 1956**
Jack Neurer, E, Jack Omer, FB, Bob Koplín, T, Darreld Johnson, HB
- 1957**
Jack Neurer, E, Jim Carew, T, Mick Lauber, HB
- 1958**
Jack Neurer, E, Jim Carew, T, Mick Lauber, HB
- 1959**
Duane Tollefson, E, Larry Julien, T
- 1960**
Dave Jensen, QB, Larry Julien, T
- 1961**
Gary Burke, LB, Larry Lloyd, HB, Harold Rivard, T
- 1965**
Dave Imrie, Joe Jilek, LB, Eddie Pohl, DT
- 1966**
Dave Imrie, OG, Dick Sievert, T, Ted Ragatz, Joe Jilek, LB, Jim Baier, HB, Eddie Pohl, NG
- 1967**
Dick Sievert, T
- 1968**
Brian Kreibach, DB
- 1969**
Brian Kreibach, DB
- 1970**
John O'Neil, FB
- 1972**
Daryl Herrick, DB
- 1973**
Paul Cudd, OT, Mike McDaniels, LB
- 1974**
Paul Cudd, OT
- 1975**
Mike Will, DB, Roland Hoff, OG, Terry Franklin, NG, Jasper Freeman, HB
- 1976**
Jasper Freeman, HB, Doug Behrends, OT
- 1977**
Walt Majewski, C, Tom Swanson, DT, Mark Egan, OG
- 1978**
Gerard Sonsalla, OG
- 1979**
Gerard Sonsalla, OG, Gene Meyer, OT, Rich Luedke, C, Tom Stapleton, HB, Steve Lyons, DB, Dean Sturz, DE
- 1980**
Sergio Gonzalez, DT, Gene Meyer, OT, Dale Mueller, HB, Gerard Sonsalla, OG
- 1981**
Gene Meyer, OT, Gerard Sonsalla, OG, Dale Mueller, HB, Sergio Gonzales, DT, Scott Lueders, LB, Jim Abbs, QB, Bryan Mullendore, WR, Paul Miech, TE, Wayne Roemer, OT, Dave Hanson, DB
- 1982**
Mike Farley, P, Roland Hall, LB, Dick Waak, OG
- 1983**
Dick Waak, OG, Mike Farley, PK, Brad Tvedt, OG, Dave Bednarek, FB, Matt Renn, C, Mike McCoy, LB, Miles Strain, DB
- 1984**
Mike Farley, PK, Kent Gray, NG, Steve Frantl, LB, Dennis Herum, DB, Matt




Adam Kowles



Terry Franklin




Chris Krueger



Gary Burke



Jasper Freeman



Gerard Sonsalla





Falcon All-WIAC Selections



Renn, C

1985

Mike Annis, DE, Steve Frantl, LB, Ellis Wangelin, DB, RS

1986

Jim Benick, OG, Jim Kuchta, OG, Mark Cota, QB, Greg Corning, FB, Kent Gray, NG

1987

Greg Corning, FB, Greg Olson, OG

1988

Andy Feil, PK, Arlin Frank, DE, Greg Olson, OG, Jim Schulenburg, OG

1989

Jim Schulenburg, OG, Chris Krueger, FB, Arlin Frank, DE, Joe Moore, LB, Roy Gruel, DB

1990

Arlin Frank, DE, Chris Krueger, FB, Jim Schulenburg, OG

1991

Glenn Oehlke, OG

1992

Glenn Oehlke, OG, Steve Walker, LB

1993

Rob Nutt, C, Sam Dummer, PK, Steve Walker, LB, Eddie Simes, DB

1994

Jim Jackman, OG, Rob Nutt, C, Chris Guenterberg, FB, Eddie Simes, DB

1995

Brian Izdepski, OT, Adam Kowles, QB, Craig Boen, APB, Woody Fangmeier, DT, Ryan Sinn, LB

1996

Mike Mutterer, OG, John Melvin, DE, Woody Fangmeier, DT, Kevin Mitties, DB

1997

Mike Mutterer, OG, Ben Kolstad, APB, Damon Clare, DT

1998

Rich Grabarski, OT, Chris Graunke, C, Michael Grant, HB, Joe Green, DE, Ben Kolstad, DB

1999

Mike Kaiser, TE, Carmen Pata, OG, Michael Grant, HB, Joe Green, DE, Broc Threinen, LB, Ben Kolstad, DB

2000

Michael Snowberry, C, Cory Mueller, QB, Mark Shepherdson, HB, Brett Kohler, DL, Brian Katlack, DB, Nick Scriber, HB, Nick Basham, DL, Mike Hayward, LB, Jeff Hahn, TE, Jeremy Larson, DL

2001

Taylor Hall, HB, Nick Basham, DL, Jeremy Larson, DL, Mike Hayward, LB, Matt Palas, DB, Ben Gray, LB, Jed Kennedy, LB

2002

Shaun Izdepski, OL, John Peterlik, RB, Jeff Horton, DL, Luke Miska, DB, Brad Roy, OL

2003

Owen Schmitt, FB, John Peterlik, APB, Jeff Horton, DE, Lewie Parish, CB, Nate Hendrickson, DE, Nick Rue, DT

Falcon Coaches' Records

Head Coach	Years	Record	Years	Championships
E. W. Castle	1911	6-1-1	1	0
Bert Swenson	1912-20	38-16-8	9	2
Herman Hayward	1921, 23	6-6-1	2	0
Anderson	1922	3-3-1	1	0
Otto Eggebrecht	1924-25	12-1-1	2	2
Ted Cox	1926-27	11-1-1	2	1
B. L. Stanley and Marshal Diebold	1928	6-1-1	1	0
Carl Klandrud	1929-32	17-8-2	4	0
Osborn Cowles	1933-35	13-6-2	3	1
Emmett Lowery	1936-41	23-16-4	6	1
Gerald Manion	1942-44	8-6-0	3	0
George Schlaugenhaufl	1945-51	25-21-8	7	1
Phil Belfiori	1952-56	29-9-1	5	0
Fran Polsfoot	1957-61	21-20-3	5	1
Gwyn Christensen	1962-69	28-38-7	8	0
Mike Farley	1970-88	117-71-3	19	8
John O'Grady	1989-2003	85-59-3	15	1
Totals	1911-2003	449-283-46	91	18

