



# 2003 Falcon Statistics



	Team	RF	OPP
<b>FIRST DOWNS</b>		163	182
Rushing		141	79
Passing		16	96
Penalty		6	7
<b>RUSHING YARDAGE</b>		2867	1479
Yards gained rushing		3162	1731
Yards lost rushing		295	252
Rushing Attempts		565	349
Average Per Rush		5.1	4.2
Average Per Game		318.6	164.3
TDs Rushing		25	17
<b>PASSING YARDAGE</b>		448	2401
Att-Comp-Int		71-32-7	285-162-7
Average Per Pass		6.3	8.4
Average Per Catch		14.0	14.8
Average Per Game		49.8	266.8
TDs Passing		2	24
<b>TOTAL OFFENSE</b>		3315	3880
Total Plays		636	634
Average Per Play		5.2	6.1
Average Per Game		368.3	431.1
<b>KICK RETURNS</b>		46-985	31-707
<b>PUNT RETURNS</b>		21-163	28-287
<b>INTERCEPTION RETURNS</b>		7-99	7-20
<b>FUMBLES-LOST</b>		17-9	13-5
<b>PENALTIES-YARDS</b>		41-332	62-483
<b>PUNTS-AVG</b>		50-33.1	37-35.5
<b>TIME OF POSSESSION</b>		31:58	28:02
<b>3RD-DOWN CONVERSIONS</b>		63/146	50/128
<b>4TH-DOWN CONVERSIONS</b>		7/17	10/26

## Individual

Rushing	GP	Att	Gain	Loss	Net	Avg	TD	Lg	A/G
Owen Schmitt	9	193	1070	7	1063	5.5	5	68	118.1
John Peterlik	9	139	1050	66	984	7.1	12	53	109.3
Jeremy Wolff	9	39	309	20	289	7.4	1	31	32.1
Troy Foss	8	95	367	143	224	2.4	3	33	28.0
Andy Kolstad	6	62	227	36	191	3.1	3	14	31.8
Tom Pulford	6	13	59	7	52	4.0	1	15	8.7
Dan Booth	5	8	46	0	46	5.8	0	10	9.2
Gerardo Aguirre	2	4	21	0	21	5.2	0	11	10.5
Zeke Secrist	1	3	11	0	11	3.7	0	6	11.0
Jaime Zavala	7	1	1	0	1	1.0	0	1	0.1
Dan White	9	2	0	0	0	0.0	0	0	0.0
Nels Thoreson	1	2	1	11	-10	-5.0	0	1	-10.0
TEAM	9	4	0	5	-5	-1.2	0	0	-0.6
<b>Total</b>	<b>9</b>	<b>565</b>	<b>3162</b>	<b>295</b>	<b>2867</b>	<b>5.1</b>	<b>25</b>	<b>68</b>	<b>318.6</b>
<b>Opponents</b>	<b>9</b>	<b>349</b>	<b>1731</b>	<b>252</b>	<b>1479</b>	<b>4.2</b>	<b>17</b>	<b>58</b>	<b>164.3</b>

PASSING	GP	A-C-I	Pct	Yds	TD	Lg	A/G
Troy Foss	8	49-19-5	38.8	223	0	60	27.9
Andy Kolstad	6	16-11-2	68.8	182	1	43	30.3
Tom Pulford	6	3-0-0	0.0	0	0	0	0.0
John Peterlik	9	2-2-0	100.0	43	1	28	4.8
Nels Thoreson	1	0-0-0	0.0	0	0	0	0.0
TEAM	8	1-0-0	0.0	0	0	0	0.0
<b>Total</b>	<b>9</b>	<b>71-32-7</b>	<b>45.1</b>	<b>448</b>	<b>2</b>	<b>60</b>	<b>49.8</b>
<b>Opponents</b>	<b>9</b>	<b>285-162-7</b>	<b>56.8</b>	<b>2401</b>	<b>24</b>	<b>74</b>	<b>266.8</b>

RECEIVING	GP	No	Yds	Avg	TD	Lg	A/G
John Peterlik	9	9	144	16.0	1	32	16.0
Chris Anderson	9	7	61	8.7	1	15	6.8
Jeremy Wolff	9	6	108	18.0	0	60	12.0
Corey Strinmoen	6	4	35	8.8	0	10	5.8
Quincey Stoltz	8	2	53	26.5	0	43	6.6
Owen Schmitt	9	2	10	5.0	0	7	1.1
Weesayma Kennedy	6	1	28	28.0	0	28	4.7
Dan Booth	5	1	9	9.0	0	9	1.8
<b>Total</b>	<b>9</b>	<b>32</b>	<b>448</b>	<b>14.0</b>	<b>2</b>	<b>60</b>	<b>49.8</b>
<b>Opponents</b>	<b>9</b>	<b>162</b>	<b>2401</b>	<b>14.8</b>	<b>24</b>	<b>74</b>	<b>266.8</b>

PUNTING	No	Yds	Avg	Long	TB	FC	I20	Bl
Adam Bergdahl	36	1304	36.2	65	1	6	10	2
Jovin Kroll	11	344	31.3	40	0	4	3	0
TEAM	3	8	2.7	7	0	0	0	1
<b>Total</b>	<b>50</b>	<b>1656</b>	<b>33.1</b>	<b>65</b>	<b>1</b>	<b>10</b>	<b>13</b>	<b>3</b>
<b>Opponents</b>	<b>37</b>	<b>1313</b>	<b>35.5</b>	<b>56</b>	<b>3</b>	<b>1</b>	<b>11</b>	<b>1</b>


PUNT RETURNS	No	Yds	Avg	TD	Lg
Roman Johnson	14	94	6.7	0	17
Lewis Parish	7	69	9.9	0	15
<b>Total</b>	<b>21</b>	<b>163</b>	<b>7.8</b>	<b>0</b>	<b>17</b>
<b>Opponents</b>	<b>28</b>	<b>287</b>	<b>10.2</b>	<b>1</b>	<b>55</b>

KICK RETURNS	No	Yds	Avg	TD	Long
John Peterlik	22	541	24.6	1	90
Lewis Parish	12	215	17.9	0	47
Roman Johnson	10	217	21.7	0	42
Jeremy Wolff	1	13	13.0	0	13
Chris Anderson	1	-1	-1.0	0	0
<b>Total</b>	<b>46</b>	<b>985</b>	<b>21.4</b>	<b>1</b>	<b>90</b>
<b>Opponents</b>	<b>31</b>	<b>707</b>	<b>22.8</b>	<b>0</b>	<b>57</b>

INTERCEPTIONS	No	Yds	Avg	TD	Lg
Roman Johnson	1	13	13.0	0	13
Lewis Parish	1	0	0.0	0	0
Weesayma Kennedy	1	0	0.0	0	0
Aaron Greisen	1	0	0.0	0	0
Dan Buker	1	58	58.0	1	58
Neil Mantor	1	10	10.0	0	10
O'neal Hampton	1	18	18.0	0	18
<b>Total</b>	<b>7</b>	<b>99</b>	<b>14.1</b>	<b>1</b>	<b>58</b>
<b>Opponents</b>	<b>7</b>	<b>20</b>	<b>2.9</b>	<b>0</b>	<b>11</b>



John Peterlik



Roman Johnson



Jeremy Wolff





## 2003 Falcon Statistics



Total Offense	G	Plays	R	P	Total	A/G
Owen Schmitt	9	193	1063	0	1063	118.1
John Peterlik	9	141	984	43	1027	114.1
Troy Foss	8	144	224	223	447	55.9
Andy Kolstad	6	78	191	182	373	62.2
Jeremy Wolff	9	39	289	0	289	32.1
<b>Total</b>	<b>9</b>	<b>636</b>	<b>2867</b>	<b>448</b>	<b>3315</b>	<b>368.3</b>
<b>Opponents</b>	<b>9</b>	<b>634</b>	<b>1479</b>	<b>2401</b>	<b>3880</b>	<b>431.1</b>

ALL PURPOSE	G	Rush	Rec	PR	KOR	IR	Tot	Avg/G
John Peterlik	9	984	144	0	541	0	1669	185.4
Owen Schmitt	9	1063	10	0	0	0	1073	119.2
Jeremy Wolff	9	289	108	0	13	0	410	45.6
Roman Johnson	7	0	0	94	217	13	324	46.3
Lewis Parish	9	0	0	69	215	0	284	31.6
<b>Total</b>	<b>9</b>	<b>2867</b>	<b>448</b>	<b>163</b>	<b>985</b>	<b>99</b>	<b>4562</b>	<b>506.9</b>
<b>Opponents</b>	<b>9</b>	<b>1479</b>	<b>2401</b>	<b>287</b>	<b>707</b>	<b>20</b>	<b>4894</b>	<b>543.8</b>

Scoring	TD	FGs	Kick	Rush	Rcv	Pass	DXP	Saf	Pts
John Peterlik	14	0-0	0-0	0-0	1	0-0	0	0	86
Adam Bergdahl	0	3-7	24-25	0-0	0	0-0	0	0	33
Owen Schmitt	5	0-0	0-0	0-0	1	0-0	0	0	32
Troy Foss	3	0-0	0-0	1-1	0	2-2	0	0	20
Andy Kolstad	3	0-0	0-0	0-0	0	0-0	0	0	18
Jeremy Wolff	1	0-0	0-0	0-0	1	0-0	0	0	8
Kyle Hoegh	1	0-0	0-0	0-0	0	0-0	0	0	6
Dan Buker	1	0-0	0-0	0-0	0	0-0	0	0	6
Tom Pulford	1	0-0	0-0	0-0	0	1-1	0	0	6
Chris Anderson	1	0-0	0-0	0-0	0	0-0	0	0	6
Jovin Kroll	0	0-0	0-0	0-1	0	0-0	0	0	0
Roman Johnson	0	0-0	0-0	0-0	0	0-0	0	0	0
TEAM	0	0-0	0-0	0-0	0	0-0	0	1	2
<b>Total</b>	<b>30</b>	<b>3-7</b>	<b>24-25</b>	<b>1-2</b>	<b>3</b>	<b>3-3</b>	<b>0</b>	<b>1</b>	<b>223</b>
<b>Opponents</b>	<b>42</b>	<b>4-8</b>	<b>33-34</b>	<b>0-0</b>	<b>4</b>	<b>4-8</b>	<b>0</b>	<b>0</b>	<b>305</b>

Tackles	GP	S	A	Tot	TFL/Yd	S-Yd	Int-Yd	BU	QBH	FR-Y	FF
Kyle Hoegh	9	36	30	66	3-5	0	0	4	0	2-39	0
Matt Farmer	9	35	22	57	4-15	1-3	0	0	0	0	2
Lewis Parish	9	36	14	50	0	0	1-0	3	0	0	1
Nate Gray	9	26	22	48	1-2	0	0	0	0	1-0	0
Dan Buker	9	19	16	35	4-15	1-11	1-58	0	0	0	1
Jeff Horton	9	20	14	34	9-26	5-22	0	3	3	1-0	1
Roman Johnson	7	25	8	33	1-5	0	1-13	4	0	0	0
Ben Gillett	9	15	17	32	1-0	0	0	0	0	0	0
O'neal Hampton	7	16	14	30	1-1	0	1-18	1	0	0	1
Nate Mueller	9	14	16	30	2-12	2-12	0	0	0	0	0
Aaron Greisen	9	18	12	30	3-11	1-5	1-0	1	1	0	0
N. Hendrickson	7	14	14	28	10-37	6-29	0	1	1	0	0
Nic Rue	9	11	14	25	5-12	2-9	0	0	1	0	0
Matt Jordan	8	14	10	24	2-3	0	0	0	0	0	0
Neil Mantor	7	14	6	20	2-9	0	1-10	1	0	0	0
Josh Meyer	9	13	5	18	5-21	2-8	0	0	1	0	0
Aaron Retzlaff	9	7	10	17	5-11	1-5	0	0	0	0	0
Jeff Cassellius	9	5	7	12	6-22	3-19	0	1	2	0	1
Dan White	9	4	2	6	0	0	0	0	0	0	0
John Peterlik	9	4	0	4	0	0	0	0	0	0	0
Jon Haughian	3	0	3	3	0	0	0	0	0	0	0
Greg Coleman	8	1	2	3	0	0	0	0	0	0	0
<b>Total</b>	<b>9</b>	<b>356</b>	<b>262</b>	<b>618</b>	<b>64-207</b>	<b>19-123</b>	<b>7-99</b>	<b>19</b>	<b>9</b>	<b>5-39</b>	<b>7</b>
<b>Opponents</b>	<b>9</b>	<b>461</b>	<b>285</b>	<b>746</b>	<b>88-234</b>	<b>18-117</b>	<b>7-20</b>	<b>6</b>	<b>0</b>	<b>9-16</b>	<b>2</b>

### 2003 Results

Date	Opponent	W-L-T	Score	Attend
Sept. 6	Chadron	L	22-43	1000
Sept. 13	Con.-St. Paul	L	20-42	950
Sept. 29	UW-Eau Claire*	L	28-42	2208
Oct. 11	at UW-Whitewater*	L	28-32	2978
Oct. 18	UW-Platteville*	W	44-21	1821
Oct. 25	at UW-Stout*	L	13-21	3833
Nov. 1	at UW-Oshkosh*	W	31-21	672
Nov. 8	UW-La Crosse*	L	22-34	700
Nov. 15	at UW-Stevens Point*	L	15-49	1067

\* WIAC Games

### Rushing, Passing Statistics

Date	Opponent	Rushing				Passing			
		No	Yd	TD	Lg	A-C-I	Yd	TD	Lg
Sept. 6	Chadron	58	241	2	26	11-4-2	55	1	32
Sept. 13	Con.-St. Paul	65	337	1	33	9-3-0	26	0	11
Sept. 29	Eau Claire	71	366	4	46	18-9-2	159	0	60
Oct. 11	at Whitewater	61	363	2	68	7-1-2	15	1	15
Oct. 18	Platteville	73	516	6	45	5-3-1	73	0	28
Oct. 25	at Stout	53	211	2	37	9-4-0	32	0	18
Nov. 1	at Oshkosh	65	244	3	47	3-3-0	53	0	43
Nov. 8	La Crosse	60	344	3	53	5-2-0	6	0	4
Nov. 15	at Stevens Point	59	245	2	49	4-3-0	29	0	10



Kyle Hoegh



Matt Farmer



Lewie Parish



Nate Gray





### Chadron State 43, River Falls 22

**Stadium:** Ramer Field      **Attendance:** 1000  
**Kickoff time:** Noon      **End of Game:** 2:55      **Time:** 2:55

Score by Quarters	1	2	3	4	Total
Chadron State	7	14	15	7	43
UW-River Falls	7	7	0	8	22

**Scoring Summary:**

1st 03:18 RF - John Peterlik 32 yd pass from Andy Kolstad (Adam Bergdahl kick), 4-38 1:32, CSC 0 - RF 7  
 00:09 CSC - Ben Woodhead 19 yd pass from S. Eisenreich (Ryan Mackey kick), 7-43 2:50, CSC 7 - RF 7  
 2nd 10:57 CSC - Austin Forster 6 yd run (Ryan Mackey kick), 2-15 0:11, CSC 14 - RF 7  
 05:39 RF - Owen Schmitt 6 yd run (Adam Bergdahl kick), 12-66 5:08, CSC 14 - RF 14  
 02:28 CSC - Gregg Trepka 1 yd pass from S. Eisenreich (Ryan Mackey kick), 7-38 3:01, CSC 21 - RF 14  
 3rd 06:23 CSC - Ben Woodhead 33 yd pass from S. Eisenreich (Ryan Mackey kick), 7-76 2:46, CSC 28 - RF 14  
 01:13 CSC - Austin Forster 51 yd run (Joe Jones pass), 4-85 1:50, CSC 36 - RF 14  
 4th 11:02 RF - Owen Schmitt 19 yd run (John Peterlik pass), 6-31 2:16, CSC 36 - RF 22  
 05:52 CSC - Austin Forster 58 yd run (Ryan Mackey kick), 3-66 1:40, CSC 43 - RF 22

	CSC	RF
FIRST DOWNS	18	18
RUSHES-YARDS (NET)	31-120	58-241
PASSING YDS (NET)	331	55
Passes Att-Comp-Int.	37-23-1	11-4-2
TOTAL OFFENSE PLAYS-YARDS	68-451	69-296
Fumble Returns-Yards	1-16	0-0
Punt Returns-Yards	4-45	2-10
Kickoff Returns-Yards	4-152	7-159
Interception Returns-Yards	2-12	1-10
Punts (Number-Avg)	4-38.5	7-28.6
Fumbles-Lost	3-0	2-1
Penalties-Yards	9-84	3-20
Possession Time	29:00	31:00
Third-Down Conversions	5 of 15	6 of 16
Fourth-Down Conversions	2 of 5	1 of 1
Red-Zone Scores-Chances	3-5	2-3
Sacks By: Number-Yards	5-39	4-34

**RUSHING:** Chadron State-Austin Forster 16-150; Nathan Liess 3-8; Don Cestnik 1-5; Travis Covey 4-2; TEAM 1-minus 1; Mitch Barry 1-minus 10; S. Eisenreich 5-minus 34. UW-River Falls-Owen Schmitt 20-136; Andy Kolstad 10-47; Jeremy Wolff 4-32; John Peterlik 6-25; Troy Foss 12-4; Dan Booth 2-4; Tom Pulford 1-2; Jaime Zavala 1-1; Nels Thoreson 2-minus 10.  
**PASSING:** Chadron State-S. Eisenreich 23-37-1-331. UW-

River Falls-Troy Foss 1-6-1-7; Andy Kolstad 3-4-1-48; Tom Pulford 0-1-0-0; Nels Thoreson 0-0-0-0.  
**RECEIVING:** Chadron State-M. Wahlstrom 6-124; Ben Woodhead 4-78; Johnnie Young 3-56; Beau Sheets 3-28; Brady Hollaway 2-20; Gregg Trepka 2-19; Travis Covey 2-9; Austin Forster 1-minus 3. UW-River Falls-John Peterlik 2-39; Chris Anderson 2-16.  
**INTERCEPTIONS:** Chadron State-Mitch Barry 1-1; Barton Cron 1-11. UW-River Falls-Neil Mantor 1-10.  
**FUMBLES:** Chadron State-S. Eisenreich 2-0; M. Wahlstrom 1-0. UW-River Falls-Lewis Parish 2-1.

### Concordia St. Paul 42, River Falls 20

**Stadium:** Ramer Field      **Attendance:** 950  
**Kickoff time:** 1 p.m.      **End of Game:** 3:56      **Time:** 2:56

Score by Quarters	1	2	3	4	Total
Concordia University	14	0	21	7	42
UW-River Falls	7	3	10	0	20

**Scoring Summary:**

1st 10:52 CSP - Washington, Chr 4 yd run (Johnson, Brody kick), 9-80 4:08, CSP 7 - RF 0  
 06:48 CSP - Washington, Chr 1 yd run (Johnson, Brody kick), 7-82 2:31, CSP 14 - RF 0  
 05:18 RF - Troy Foss 33 yd run (Adam Bergdahl kick), 6-71 1:25, CSP 14 - RF 7  
 2nd 00:02 RF - Adam Bergdahl 33 yd field goal, 8-26 1:30, CSP 14 - RF 10  
 3rd 14:44 RF - John Peterlik 90 yd kickoff return (Adam Bergdahl kick), , CSP 14 - RF 17  
 10:43 CSP - Hill, Wesley 14 yd pass from Harrington,Nate (Johnson, Brody kick), 10-56 3:55, CSP 21 - RF 17  
 07:43 RF - Adam Bergdahl 34 yd field goal, 7-38 2:50, CSP 21 - RF 20  
 06:17 CSP - Harrington,Nate 5 yd run (Johnson, Brody kick), 4-47 1:17, CSP 28 - RF 20  
 00:50 CSP - Amundson, Jeff 13 yd pass from Harrington,Nate (Johnson, Brody kick), 8-65 2:40, CSP 35 - RF 20  
 4th 09:29 CSP - Harrington,Nate 7 yd run (Johnson, Brody kick), 4-85 1:44, CSP 42 - RF 20



	CSP	RF
FIRST DOWNS	28	21
RUSHES-YARDS (NET)	46-252	65-337
PASSING YDS (NET)	280	26
Passes Att-Comp-Int.	28-15-0	9-3-0
TOTAL OFFENSE PLAYS-YARDS	74-532	74-363





# 2003 Falcon Game Summaries



Fumble Returns-Yards	0-0	0-0
Punt Returns-Yards	3-59	1-15
Kickoff Returns-Yards	4-116	6-183
Interception Returns-Yards	0-0	0-0
Punts (Number-Avg)	3-37.7	5-32.4
Fumbles-Lost	1-1	3-2
Penalties-Yards	8-59	1-5
Possession Time	30:40	29:20
Third-Down Conversions	7 of 12	8 of 17
Fourth-Down Conversions	1 of 2	0 of 0
Red-Zone Scores-Chances	6-7	2-3
Sacks By: Number-Yards	3-19	2-9

**RUSHING:** Concordia University-Washington, Chr 31-173; Cawthorn, Aaron 5-29; Harrington, Nate 3-27; McNear, James 7-23. UW-River Falls-Owen Schmitt 18-102; Troy Foss 19-93; John Peterlik 9-55; Tom Pulford 5-37; Andy Kolstad 9-30; Zeke Secrist 3-11; Jeremy Wolff 2-9.

**PASSING:** Concordia University-Harrington, Nate 8-16-0-189; McNear, James 7-12-0-91. UW-River Falls-Troy Foss 2-5-0-15; Tom Pulford 0-2-0-0; Andy Kolstad 1-1-0-11; TEAM 0-1-0-0.

**RECEIVING:** Concordia University-Hill, Wesley 5-108; Mapson, Joseph 5-64; Cawthorn, Aaron 1-37; Harrington, Nate 1-30; Grell, Devan 1-22; Amundson, Jeff 1-13; Washington, Chr 1-6. UW-River Falls-Chris Anderson 2-15; John Peterlik 1-11.

**INTERCEPTIONS:** Concordia University-None. UW-River Falls-None.

**FUMBLES:** Concordia University-Washington, Chr 1-1. UW-River Falls-Troy Foss 1-1; Zeke Secrist 1-0; Owen Schmitt 1-1.

## Eau Claire 42, River Falls 28

**Stadium:** Ramer Field      **Attendance:** 2208  
**Kickoff time:** 1 p.m.    **End of Game:** 4:02    **Time:** 3:02

Score by Quarters	1	2	3	4	Total
UW-Eau Claire	0	14	28	0	42
UW-River Falls	7	0	14	7	28

### Scoring Summary:

1st 03:03 RF - John Peterlik 10 yd run (Adam Bergdahl kick), 14-85 6:44, UWEC 0 - RF 7  
 2nd 07:22 UWEC - Matt Evensen 17 yd pass from N. Fredrickson (Nick Diciaula kick), 12-77 3:41, UWEC 7 - RF 7  
 03:41 UWEC - Matt Evensen 23 yd run (Nick Diciaula kick), 5-42 1:53, UWEC 14 - RF 7  
 3rd 10:18 RF - John Peterlik 1 yd run (Adam Bergdahl kick), 12-81 4:32, UWEC 14 - RF 14  
 09:18 UWEC - Brian Mitchell 12 yd run (Nick Diciaula kick failed), 3-79 0:58, UWEC 20 - RF 14  
 07:14 UWEC - Joe Gast 5 yd run (Matt Evensen pass), 5-28 1:21, UWEC 28 - RF 14  
 03:22 UWEC - Erik Ferguson 9 yd pass from N. Fredrickson

(Nick Diciaula kick), 4-42 1:50, UWEC 35 - RF 14  
 02:25 UWEC - Matt Evensen 25 yd pass from Jeremy Darnell (Nick Diciaula kick), 2-25 0:11, UWEC 42 - RF 14  
 00:00 RF - John Peterlik 46 yd run (Adam Bergdahl kick), 6-83 2:17, UWEC 42 - RF 21  
 4th 08:01 RF - John Peterlik 7 yd run (Adam Bergdahl kick), 10-90 2:59, UWEC 42 - RF 28

	EC	RF
FIRST DOWNS	23	27
RUSHES-YARDS (NET)	38-178	71-366
PASSING YDS (NET)	238	159
Passes Att-Comp-Int.	32-17-0	18-9-2
TOTAL OFFENSE PLAYS-YARDS	70-416	89-525
Fumble Returns-Yards	0-0	0-0
Punt Returns-Yards	2-14	0-0
Kickoff Returns-Yards	3-32	7-122
Interception Returns-Yards	2-0	0-0
Punts (Number-Avg)	2-46.0	4-30.8
Fumbles-Lost	0-0	3-2
Penalties-Yards	6-30	8-95
Possession Time	24:00	36:00
Third-Down Conversions	7 of 15	12 of 18
Fourth-Down Conversions	1 of 1	1 of 2
Red-Zone Scores-Chances	4-7	3-3
Sacks By: Number-Yards	3-18	2-16


**RUSHING:** UW-Eau Claire-Brian Mitchell 17-79; Joe Gast 11-54; Matt Evensen 1-23; N. Fredrickson 5-17; Eddy Kaiser 1-4; Pete Ottem 1-3; TEAM 2-minus 2. UW-River Falls-John Peterlik 20-171; Owen Schmitt 27-111; Jeremy Wolff 4-39; Troy Foss 17-27; Dan Booth 3-18.

**PASSING:** UW-Eau Claire-N. Fredrickson 14-26-0-187; Jeremy Darnell 3-6-0-51. UW-River Falls-Troy Foss 9-18-2-159.

**RECEIVING:** UW-Eau Claire-Matt Evensen 8-98; Don Kahl 6-62; Erik Ferguson 2-70; Brian Mitchell 1-8. UW-River Falls-John Peterlik 3-54; Corey Strinmoen 3-25; Jeremy Wolff 2-71; Dan Booth 1-9.

**INTERCEPTIONS:** UW-Eau Claire-Billy Diercks 1-0; Mike Lansing 1-0. UW-River Falls-None.

**FUMBLES:** UW-Eau Claire-None. UW-River Falls-Owen Schmitt 2-2; Troy Foss 1-0.





### Whitewater 32, River Falls 28

**Stadium:** Perkins Stadium **Attendance:** 2978  
**Kickoff time:** 1:00 **End of Game:** 3:55 **Time:** 2:55

Score by Quarters	1	2	3	4	Total
UW-River Falls	7	0	7	14	28
UW-Whitewater	0	17	0	15	32

**Scoring Summary:**

1st 03:30 RF - Owen Schmitt 8 yd run (Adam Bergdahl kick), 6-61 2:25, RF 7 - UWW 0  
 2nd 14:14 UWW - Keiya Square 1 yd run (Chad Wurth kick), 11-80 4:16, RF 7 - UWW 7  
 12:24 UWW - Tom Karthausser 5 yd blocked punt return (Chad Wurth kick), , RF 7 - UWW 14  
 02:15 UWW - Chad Wurth 40 yd field goal, 4-5 1:38, RF 7 - UWW 17  
 3rd 13:38 RF - Kyle Hoegh 39 yd fumble recovery (Adam Bergdahl kick), , RF 14 - UWW 17  
 4th 13:46 RF - Chris Anderson 15 yd pass from John Peterlik (Adam Bergdahl kick), 7-39 2:44, RF 21 - UWW 17  
 12:02 UWW - Chad Wurth 47 yd field goal, 5-24 1:43, RF 21 - UWW 20  
 10:50 RF - Andy Kolstad 1 yd run (Adam Bergdahl kick), 4-80 1:12, RF 28 - UWW 20  
 09:46 UWW - Sean Erner 60 yd pass from Mike Askren (Mike Askren pass intcpt), 3-62 1:00, RF 28 - UWW 26  
 00:21 UWW - Keiya Square 2 yd run (Mike Askren pass failed), 7-50 2:06, RF 28 - UWW 32

	RF	W
FIRST DOWNS	16	15
RUSHES-YARDS (NET)	61-363	40-153
PASSING YDS (NET)	15	193
Passes Att-Comp-Int.	7-1-2	24-14-0
TOTAL OFFENSE PLAYS-YARDS	68-378	64-346
Fumble Returns-Yards	1-39	0-0
Punt Returns-Yards	3-5	2-27
Kickoff Returns-Yards	1-5	2-42
Interception Returns-Yards	0-0	2-8
Punts (Number-Avg)	7-34.3	7-32.1
Fumbles-Lost	0-0	1-1
Penalties-Yards	12-83	11-80
Possession Time	29:58	30:02
Third-Down Conversions	7 of 17	6 of 15
Fourth-Down Conversions	1 of 1	0 of 0
Red-Zone Scores-Chances	3-4	2-2
Sacks By: Number-Yards	1-7	1-1

**RUSHING:** UW-River Falls-Owen Schmitt 32-181; John Peterlik 9-85; Jeremy Wolff 5-49; Troy Foss 7-27; Dan Booth 2-18; Gerardo Aguirre 1-4; Andy Kolstad 5-minus 1. UW-Whitewater-Chad Wurth 18-74; Kyle Mayhugh 13-63; Mike Askren 5-9; Keiya Square 4-7.

**PASSING:** UW-River Falls-Troy Foss 0-5-2-0; John Peterlik 1-1-0-15; Andy Kolstad 0-1-0-0. UW-Whitewater-Mike Askren 14-24-0-193.

**RECEIVING:** UW-River Falls-Chris Anderson 1-15. UW-Whitewater-Adam Whittaker 4-36; Sean Erner 3-76; Jim Lesczynski 3-50; Andy Rice 2-12; Eric Stauss 1-14; Trey Bell 1-5.

**INTERCEPTIONS:** UW-River Falls-None. UW-Whitewater-Collin Price 1-8; Dustin Hausherr 1-0.

**FUMBLES:** UW-River Falls-None. UW-Whitewater-Chad Wurth 1-1.


### River Falls 44, Platteville 21

**Stadium:** Ramer Field **Attendance:** 1821  
**Kickoff time:** 1 p.m. **End of Game:** 3:47 pm **Time:** 2:47

Score by Quarters	1	2	3	4	Total
UW-Platteville	0	7	7	7	21
UW-River Falls	14	21	9	0	44

**Scoring Summary:**

1st 12:02 RF - Andy Kolstad 14 yd run (Adam Bergdahl kick), 7 plays, 51 yards, TOP 2:58, PLT 0 - RF 7  
 02:56 RF - Owen Schmitt 19 yd run (Adam Bergdahl kick), 2 plays, 46 yards, TOP 0:29, PLT 0 - RF 14  
 2nd 14:13 RF - John Peterlik 45 yd run (Adam Bergdahl kick), 4 plays, 64 yards, TOP 1:34, PLT 0 - RF 21  
 08:45 PLT - Dan Holz 21 yd pass from Tom Stetzer (Jason Borchardt kick), 5 plays, 56 yards, TOP 1:53, PLT 7 - RF 21  
 05:26 RF - John Peterlik 39 yd run (Adam Bergdahl kick), 7 plays, 64 yards, TOP 3:19, PLT 7 - RF 28  
 01:01 RF - John Peterlik 30 yd run (Adam Bergdahl kick), 2 plays, 48 yards, TOP 0:12, PLT 7 - RF 35  
 3rd 13:31 PLT - Matt Kent 22 yd pass from Tom Stetzer (Jason Borchardt kick), 6 plays, 68 yards, TOP 1:29, PLT 14 - RF 35  
 09:52 RF - John Peterlik 3 yd run (Adam Bergdahl kick), 10 plays, 77 yards, TOP 3:39, PLT 14 - RF 42  
 02:39 RF - TEAM safety, , PLT 14 - RF 44  
 4th 09:47 PLT - Matt Kent 43 yd pass from Tom Stetzer (Jason Borchardt kick), 4 plays, 61 yards, TOP 0:57, PLT 21 - RF 44



	P	RF
FIRST DOWNS	21	29
RUSHES-YARDS (NET)	23-72	73-516
PASSING YDS (NET)	306	73
Passes Att-Comp-Int.	43-26-3	5-3-1
TOTAL OFFENSE PLAYS-YARDS	66-378	78-589





## 2003 Falcon Game Summaries



Fumble Returns-Yards	0-0	0-0
Punt Returns-Yards	1-4	3-16
Kickoff Returns-Yards	6-161	5-98
Interception Returns-Yards	1-0	3-31
Punts (Number-Avg)	4-43.5	3-36.3
Fumbles-Lost	1-0	4-1
Penalties-Yards	5-45	3-30
Possession Time	24:09	35:51
Sacks By: Number-Yards	0-0	1-11

**RUSHING:** UW-Platteville-D. Droessler 9-38; Tom Stetzer 11-36; Greg Siebers 2-4; TEAM 1-minus 6. UW-River Falls-John Peterlik 33-324; Owen Schmitt 17-80; Andy Kolstad 14-50; Jeremy Wolff 5-39; Gerardo Aguirre 3-17; Dan Booth 1-6.  
**PASSING:** UW-Platteville-Tom Stetzer 26-43-3-306. UW-River Falls-Andy Kolstad 2-4-1-45; John Peterlik 1-1-0-28.  
**RECEIVING:** UW-Platteville-Jason Leonard 10-105; Max Serogy 6-66; Dan Holz 4-36; Matt Kent 2-65; Greg Siebers 2-21; Brandon Riese 1-11; Derek Hoff 1-2. UW-River Falls-W. Kennedy 1-28; Jeremy Wolff 1-27; John Peterlik 1-18.  
**INTERCEPTIONS:** UW-Platteville-William Nowak 1-0. UW-River Falls-Aaron Greisen 1-0; O'neal Hampton 1-18; Roman Johnson 1-13.

### Stout 21, River Falls 13

**Stadium:** Williams Stadium **Attendance:** 3833  
**Kickoff time:** 1 pm **End of Game:** 3:41pm **Time:** 2:41

Score by Quarters	1	2	3	4	Total
UW-River Falls	7	0	6	0	13
UW-Stout	7	7	7	0	21

#### Scoring Summary:

1st 12:30 RF - John Peterlik 1 yd run (Adam Bergdahl kick), 3-24 0:59, RF 7 - STOUT 0  
 07:43 STOUT - Nick Ohman 4 yd run (Evan Larsen kick), 12-81 4:47, RF 7 - STOUT 7  
 2nd 02:52 STOUT - Nick Ohman 3 yd run (Evan Larsen kick), 10-86 4:38, RF 7 - STOUT 14  
 3rd 11:22 RF - Jeremy Wolff 6 yd run (Jovin Kroll rush fumble), 7-70 3:32, RF 13 - STOUT 14  
 07:38 STOUT - Seth Mattison 34 yd pass from Nick Ohman (Evan Larsen kick), 2-39 0:45, RF 13 - STOUT 21

	RF	STOUT
FIRST DOWNS	11	15
RUSHES-YARDS (NET)	53-211	56-197
PASSING YDS (NET)	32	115
Passes Att-Comp-Int.	9-4-0	17-4-1
TOTAL OFFENSE PLAYS-YARDS	62-243	73-312
Fumble Returns-Yards	0-0	0-0
Punt Returns-Yards	4-36	3-24
Kickoff Returns-Yards	4-71	3-43
Interception Returns-Yards	1-0	0-0

Punts (Number-Avg)	5-42.6	8-31.1
Fumbles-Lost	3-3	1-1
Penalties-Yards	5-29	8-63
Possession Time	28:08	31:52
Third-Down Conversions	3 of 13	4 of 16
Fourth-Down Conversions	0 of 4	1 of 4
Red-Zone Scores-Chances	2-5	2-2
Sacks By: Number-Yards	1-5	3-24

**RUSHING:** UW-River Falls-Owen Schmitt 16-95; John


Peterlik 12-52; Andy Kolstad 8-26; Jeremy Wolff 4-25; Troy Foss 12-14; TEAM 1-minus 1. UW-Stout-Luke Bundgaard 42-209; Nick Ohman 9-6; Matt Schaeuble 1-1; Luke Rykal 1-0; TEAM 3-minus 19.

**PASSING:** UW-River Falls-Troy Foss 1-5-0-3; Andy Kolstad 3-4-0-29. UW-Stout-Nick Ohman 4-17-1-115.

**RECEIVING:** UW-River Falls-John Peterlik 2-22; Owen Schmitt 2-10. UW-Stout-Seth Mattison 3-93; Jesse Wendt 1-22.

**INTERCEPTIONS:** UW-River Falls-Weesayma Kennedy 1-0. UW-Stout-None.

**FUMBLES:** UW-River Falls-Andy Kolstad 2-2; Owen Schmitt 1-1. UW-Stout-TEAM 1-1.



### River Falls 31, Oshkosh 21

**Stadium:** Titan Stadium **Attendance:** 672  
**Kickoff time:** 1:00 pm **End of Game:** 3:51 pm **Time:** 2:51

Score by Quarters	1	2	3	4	Total
UW-River Falls	7	14	3	7	31
UW-Oshkosh	0	0	0	21	21

#### Scoring Summary:

1st 09:42 RF - Andy Kolstad 11 yd run (Adam Bergdahl kick), 7-74 3:35, RF 7 - UWO 0  
 2nd 09:02 RF - John Peterlik 47 yd run (Adam Bergdahl kick), 1-47 0:09, RF 14 - UWO 0  
 07:37 RF - Dan Buker 58 yd interception return (Adam Bergdahl kick), , RF 21 - UWO 0  
 3rd 05:08 RF - Adam Bergdahl 33 yd field goal, 5-21 2:35, RF 24 - UWO 0  
 4th 13:58 UWO - Bob Docherty 10 yd pass from Nick Wara (Chad LaLuzerne pass from Nick Wara), 1-10 0:03, RF 24 - UWO 8  
 11:12 RF - John Peterlik 30 yd run (Adam Bergdahl kick), 5-41 2:46, RF 31 - UWO 8  
 10:12 UWO - Justin Heinkel 25 yd pass from Nick Wara (Nick Wara pass failed), 7-65 1:00, RF 31 - UWO 14  
 01:05 UWO - Justin Heinkel 21 yd pass from Nick Wara (Mike





## 2003 Falcon Game Summaries



Kinateder kick), 7-91 0:41, RF 31 - UWO 21

	RF	O
FIRST DOWNS	12	15
RUSHES-YARDS (NET)	65-244	21-9
PASSING YDS (NET)	53	344
Passes Att-Comp-Int.	3-3-0	54-29-2
TOTAL OFFENSE PLAYS-YARDS	68-297	75-353
Fumble Returns-Yards	0-0	0-0
Punt Returns-Yards	7-71	5-18
Kickoff Returns-Yards.	2-56	4-81
Interception Returns-Yards	2-58	0-0
Punts (Number-Avg)	8-29.5	7-34.7
Fumbles-Lost	1-0	3-1
Penalties-Yards	5-40	6-53
Possession Time	36:42	23:18
Third-Down Conversions	5 of 18	3 of 17
Fourth-Down Conversions	1 of 3	1 of 5
Red-Zone Scores-Chances	2-2	1-1
Sacks By: Number-Yards	6-28	0-0

**RUSHING:** UW-River Falls-John Peterlik 19-108; Owen Schmitt 17-83; Andy Kolstad 16-39; Jeremy Wolff 5-31; Dan White 2-0; TEAM 2-minus 2; Tom Pulford 2-minus 3; Troy Foss 2-minus 12. UW-Oshkosh-Andrew Stern 10-33; Aaron Chaltry 1-2; Team 1-minus 8; Nick Wara 9-minus 18.  
**PASSING:** UW-River Falls-Andy Kolstad 2-2-0-49; Troy Foss 1-1-0-4. UW-Oshkosh-Nick Wara 29-54-2-344.  
**RECEIVING:** UW-River Falls-Quincey Stoltz 1-43; Chris Anderson 1-6; Jeremy Wolff 1-4. UW-Oshkosh-Andrew Stern 10-74; Bob Docherty 7-62; Chad Lindsley 5-88; Justin Heinkel 3-56; Eric Walton 3-36; Chad LaLuzerne 1-28.  
**INTERCEPTIONS:** UW-River Falls-Lewis Parish 1-0; Dan Buker 1-58. UW-Oshkosh-None.  
**FUMBLES:** UW-River Falls-Troy Foss 1-0. UW-Oshkosh-Bob Docherty 2-1; Team 1-0.

### La Crosse 34, River Falls 22

<b>Stadium:</b> Ramer Field	<b>Attendance:</b> 700				
<b>Kickoff time:</b> 1 p.m.	<b>End of Game:</b> 3:39		<b>Time:</b> 2:39		
<b>Score by Quarters</b>	<b>1</b>	<b>2</b>	<b>3</b>	<b>4</b>	<b>Total</b>
UW-La Crosse	6	13	0	15	34
UW-River Falls	0	6	0	16	22


#### Scoring Summary:

1st 08:18 LC - Jedediah Jensen 30 yd field goal, 13-46 4:43, LC 3 - RF 0  
 02:46 LC - Jedediah Jensen 37 yd field goal, 6-58 3:01, LC 6 - RF 0  
 2nd 12:10 LC - Ben Dorsey 74 yd pass from Steve Tennies (Steve Tennies pass failed), 5-97 2:40, LC 12 - RF 0  
 05:32 LC - Scott Burnoski 13 yd pass from Steve Tennies

(Jedediah Jensen kick), 8-65 3:26, LC 19 - RF 0  
 01:33 RF - Tom Pulford 3 yd run (Adam Bergdahl kick failed), 8-76 3:53, LC 19 - RF 6  
 4th 11:01 LC - Steve Tennies 2 yd run (Jedediah Jensen kick), 12-63 5:44, LC 26 - RF 6  
 07:15 RF - Troy Foss 4 yd run (Troy Foss rush), 10-62 3:40, LC 26 - RF 14  
 06:22 LC - Ben Dorsey 40 yd pass from Steve Tennies (Jake Schams pass), 3-42 0:52, LC 34 - RF 14  
 02:05 RF - Troy Foss 7 yd run (Jeremy Wolff pass), 12-67 4:10, LC 34 - RF 22

	LC	RF
FIRST DOWNS	24	16
RUSHES-YARDS (NET)	51-286	60-344
PASSING YDS (NET)	239	6
Passes Att-Comp-Int.	23-14-0	5-2-0
TOTAL OFFENSE PLAYS-YARDS	74-525	65-350
Fumble Returns-Yards	0-0	0-0
Punt Returns-Yards	3-56	0-0
Kickoff Returns-Yards	3-41	7-128
Interception Returns-Yards	0-0	0-0
Punts (Number-Avg)	1-24.0	5-34.0
Fumbles-Lost	1-1	0-0
Penalties-Yards	5-42	2-10
Possession Time	29:59	30:01
Third-Down Conversions	7 of 13	8 of 15
Fourth-Down Conversions	1 of 2	1 of 2
Red-Zone Scores-Chances	4-5	3-3
Sacks By: Number-Yards	1-3	1-4

**RUSHING:** UW-La Crosse-Andrew Mocadlo 35-241; Steve Tennies 6-23; Ben Dorsey 5-7; Robin Finco 1-7; J. Kettenhofen 1-4; Matt Pagel 1-4; TEAM 2-0. UW-River Falls-Owen Schmitt 26-125; John Peterlik 13-117; Troy Foss 17-77; Jeremy Wolff 3-22; Tom Pulford 1-3.  
**PASSING:** UW-La Crosse-Steve Tennies 14-23-0-239. UW-River Falls-Troy Foss 2-5-0-6.  
**RECEIVING:** UW-La Crosse-Ben Dorsey 6-147; Scott Burnoski 6-77; J. Kettenhofen 2-15. UW-River Falls-Jeremy Wolff 2-6.  
**INTERCEPTIONS:** UW-La Crosse-None. UW-River Falls-None.  
**FUMBLES:** UW-La Crosse-Andrew Mocadlo 1-1. UW-River Falls-None.






### Stevens Point 49, River Falls 15

Stadium: Goerke Field Attendance: 1067  
Kickoff time: 1:00 pm End of Game: 3:35 pm Time: 2:25

Score by Quarters	1	2	3	4	Total
UW-River Falls	7	0	8	0	15
UW-Stevens Point	14	21	14	0	49

#### Scoring Summary:

1st 11:03 UWSP - Scott Krause 3 yd run (Dan Heldmann kick), 5-66 2:09, RF 0 - UWSP 7  
 06:11 RF - John Peterlik 2 yd run (Adam Bergdahl kick), 12-72 4:52, RF 7 - UWSP 7  
 04:43 UWSP - Cody Childs 2 yd pass from Scott Krause (Dan Heldmann kick), 4-69 1:28, RF 7 - UWSP 14  
 2nd 14:22 UWSP - Cody Childs 1 yd run (Dan Heldmann kick), 10-64 3:43, RF 7 - UWSP 21  
 05:29 UWSP - Tony Romano 63 yd pass from Scott Krause (Dan Heldmann kick), 4-83 1:38, RF 7 - UWSP 28  
 00:13 UWSP - Cody Childs 6 yd pass from Scott Krause (Dan Heldmann kick), 11-67 3:05, RF 7 - UWSP 35  
 3rd 13:24 UWSP - Cody Childs 69 yd pass from Scott Krause (Dan Heldmann kick), 3-62 1:36, RF 7 - UWSP 42  
 04:36 UWSP - Adam Spoehr 22 yd pass from Scott Krause (Dan Heldmann kick), 8-76 2:41, RF 7 - UWSP 49  
 03:18 RF - Owen Schmitt 49 yd run (Owen Schmitt pass from Tom Pulford), 3-47 1:18, RF 15 - UWSP 49



	RF	SP
FIRST DOWNS	13	23
RUSHES-YARDS (NET)	59-245	43-212
PASSING YDS (NET)	29	355
Passes Att-Comp-Int.	4-3-0	27-20-0
TOTAL OFFENSE PLAYS-YARDS	63-274	70-567
Fumble Returns-Yards	0-0	0-0
Punt Returns-Yards	1-10	5-40
Kickoff Returns-Yards	7-163	2-39
Interception Returns-Yards	0-0	0-0
Punts (Number-Avg)	6-33.8	1-39.0
Fumbles-Lost	1-0	2-0
Penalties-Yards	2-20	4-27
Possession Time	30:42	29:18
Third-Down Conversions	4 of 15	7 of 13
Fourth-Down Conversions	2 of 4	3 of 5
Red-Zone Scores-Chances	1-3	4-5
Sacks By: Number-Yards	1-9	2-13
RUSHING: UW-River Falls-Owen Schmitt 20-150; John Peterlik 18-47; Jeremy Wolff 7-43; Tom Pulford 4-13; TEAM 1-minus 2; Troy Foss 9-minus 6. UW-Stevens Point-Scott Krause 7-97; Ja.VanderVelden 13-52; Cody Childs 14-37; Eric Reible 8-26; Kurt Kielblock 1-0.		
PASSING: UW-River Falls-Troy Foss 3-4-0-29. UW-Stevens Point-Scott Krause 20-27-0-355.		
RECEIVING: UW-River Falls-Corey Strinmoen 1-10; Quincey Stoltz 1-10; Chris Anderson 1-9. UW-Stevens Point-Cody Childs 8-103; Tony Romano 3-125; Adam Spoehr 2-49; Ross Adamczak 2-33; Kurt Kielblock 2-20; Eric Reible 2-16; Ja.VanderVelden 1-9.		
INTERCEPTIONS: None.		
FUMBLES: UW-River Falls-Troy Foss 1-0. UW-Stevens Point-Ross Adamczak 1-0; Scott Krause 1-0.		

**Get All of the  
UW-River Falls  
Falcon Football News & Notes  
on the Web at  
[www.uwrf.edu/sports/sports0405/fb\\_menu.htm](http://www.uwrf.edu/sports/sports0405/fb_menu.htm)**



